



AUO Corporation 4Q25 Results

February 10, 2026



Safe Harbor Notice

- The statements included in this presentation that are not historical in nature are “forward-looking statements”. These forward-looking statements, which may include statements regarding AUO Corporation’s future results of operations, financial condition or business prospects, are subject to significant risks and uncertainties and are based on AUO Corporation’s current expectations.
- Actual results may differ materially from those expressed or implied in these forward-looking statements for a variety of reasons, including, among other things: the cyclical nature of our industry; our dependence on introducing new products on a timely basis; our dependence on growth in the demand for our products; our ability to compete effectively; our ability to successfully expand our capacity; our dependence on key personnel; general economic and political conditions, including those related to the TFT-LCD industry; possible disruptions in commercial activities caused by natural and human-induced disasters, including terrorist activity and armed conflict; and fluctuations in foreign currency exchange rates.
- Our forward-looking statements at any particular time does not create any duty of disclosure beyond that which is imposed by law, and we expressly disclaim any obligation to publicly update or revise any forward-looking statements, whether as a result of new information, future events or otherwise.

綜合損益表摘要

單位: 新台幣百萬元

	4Q25	3Q25	QoQ	4Q24	YoY
銷貨淨額	70,142	69,908	0.3%	68,692	2.1%
營業毛利(損)	7,525 10.7%	6,690 9.6%	12.5%	5,446 7.9%	38.2%
營業費用	9,418 13.4%	8,496 12.2%	10.9%	8,768 12.8%	7.4%
營業淨利(損)	(1,893) (2.7%)	(1,806) (2.6%)	(4.8%)	(3,323) (4.8%)	43.0%
本期淨利 歸屬於母公司業主	2,882 4.1%	(1,280) (1.8%)	-	1,619 2.4%	78.0%
營業淨利 + 折舊攤銷	5,657 8.1%	5,437 7.8%	4.0%	4,715 6.9%	20.0%
基本每股盈餘 (NT\$) ^(a)	0.38	(0.17)	-	0.21	81.0%

- a) 計算基本每股盈餘之當年度加權平均流通在外股數，4Q25及3Q25及4Q24分別為7,547百萬股及7,547百萬股及7,668百萬股。
b) 凌華科技股份有限公司於3Q25起併入合併綜合損益表。

綜合損益表摘要(續)

單位: 新台幣百萬元

	2025	2024	YoY
銷貨淨額	281,388	280,245	0.4%
營業毛利(損)	32,355 11.5%	24,216 8.6%	33.6%
營業費用	33,410 11.9%	32,682 11.7%	2.2%
營業淨利(損)	(1,056) (0.4%)	(8,466) (3.0%)	87.5%
本期淨利 歸屬於母公司業主	6,843 2.4%	(3,064) (1.1%)	-
營業淨利 + 折舊攤銷	28,790 10.2%	25,638 9.1%	12.3%
基本每股盈餘 (NT\$) ^(a)	0.90	(0.40)	-

a) 計算基本每股盈餘之當年度加權平均流通在外股數，114年及113年分別為7,571百萬股及7,668百萬股。

b) 凌華科技股份有限公司於3Q25起併入合併綜合損益表。

資產負債表摘要

單位: 新台幣百萬元

	4Q25	3Q25	QoQ	4Q24
現金及約當現金	55,617	55,839	(0.4%)	68,447
存貨	36,213	35,816	1.1%	33,811
短期借款 ^(a)	32,799	28,863	13.6%	16,304
長期借款	76,256	88,317	(13.7%)	102,021
權益總額	163,841	156,802	4.5%	159,773
資產總額	382,023	380,714	0.3%	392,869
存貨週轉天數 ^(b)	52	52		49
淨負債淨值比率 ^(c)	32.6%	39.1%		31.2%

- a) 短期借款係指一年內到期之付息借款。
- b) 推算全年之營業成本除以當季平均存貨，再以365天除算而得。
- c) $(\text{短期借款} + \text{長期借款} - \text{現金及約當現金}) / \text{權益總額}$ 。
- d) 凌華科技股份有限公司於2Q25起併入合併資產負債表。

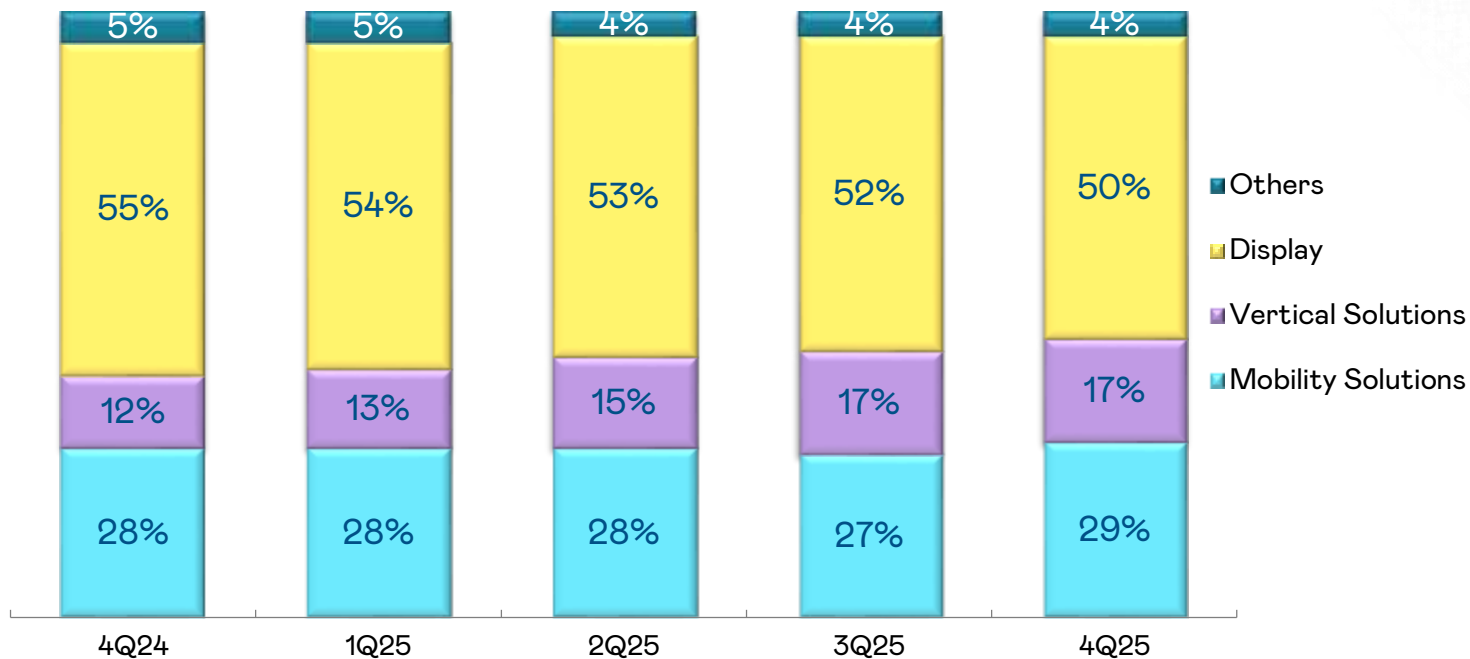
現金流量表摘要

單位: 新台幣百萬元

	4Q25	3Q25	QoQ
營業活動之現金流入(出)	2,927	3,084	(158)
稅前淨利(損)	2,889	(1,068)	3,957
折舊及攤銷	7,550	7,244	306
未實現外幣兌換損失(利益)	86	1,807	(1,721)
營運資金變動	(2,228)	(5,039)	2,811
其他	(5,371)	141	(5,511)
投資活動之現金流入(出)	3,312	(1,174)	4,486
資本支出	(3,759)	(3,604)	(155)
處分不動產、廠房及設備價款	6,782	2,016	4,766
其他	290	415	(125)
籌資活動之現金流入(出)	(9,228)	(1,722)	(7,505)
銀行借款淨變動	(8,665)	736	(9,401)
資本公積配發現金	-	(2,300)	2,300
其他	(562)	(158)	(404)
匯率變動之影響	2,766	1,300	1,466
現金及約當現金增加(減少)數^(a)	(223)	1,488	(1,711)

a) 現金及約當現金增加(減少)數包含營業活動、投資活動、籌資活動之現金流入(出)，以及匯率影響數。

營收分類



- Mobility Solutions 智慧移動: 主要提供智慧座艙與移動服務解決方案
- Vertical Solutions 垂直場域: 主要提供智慧零售、智慧醫療、智慧教育暨企業、智慧服務、其他工商顯示應用及能源事業等垂直場域解決方案、凌華科技
- Display 顯示技術: 主要包含用於電視、桌上型顯示器及筆記型電腦之顯示面板產品及LED顯屏
- Others 其他: 主要包含達運精密

1Q2026 Business Outlook

Based on our current business outlook, the Company expects:

Mobility Solutions

- Down high-single digit % QoQ

Vertical Solutions

- Flat to down slightly QoQ

Display

- Moderate decline QoQ due to seasonality

– The above is our current best forecast based on current business outlook and may vary depending on the actual end market conditions.

AUO Strategy and Outlook

AUO Confidential

AUO 3 Pillars Business

AUO

Maximizing Display Technology Value and Transforming to a Solution Provider

Mobility Solutions

AMSC



Display

AUO



Vertical Solutions

Smart Verticals + Green Solutions



Green Technology Applied to Empower Sustainability Goal

Revenue

Gross Margin

Revenue

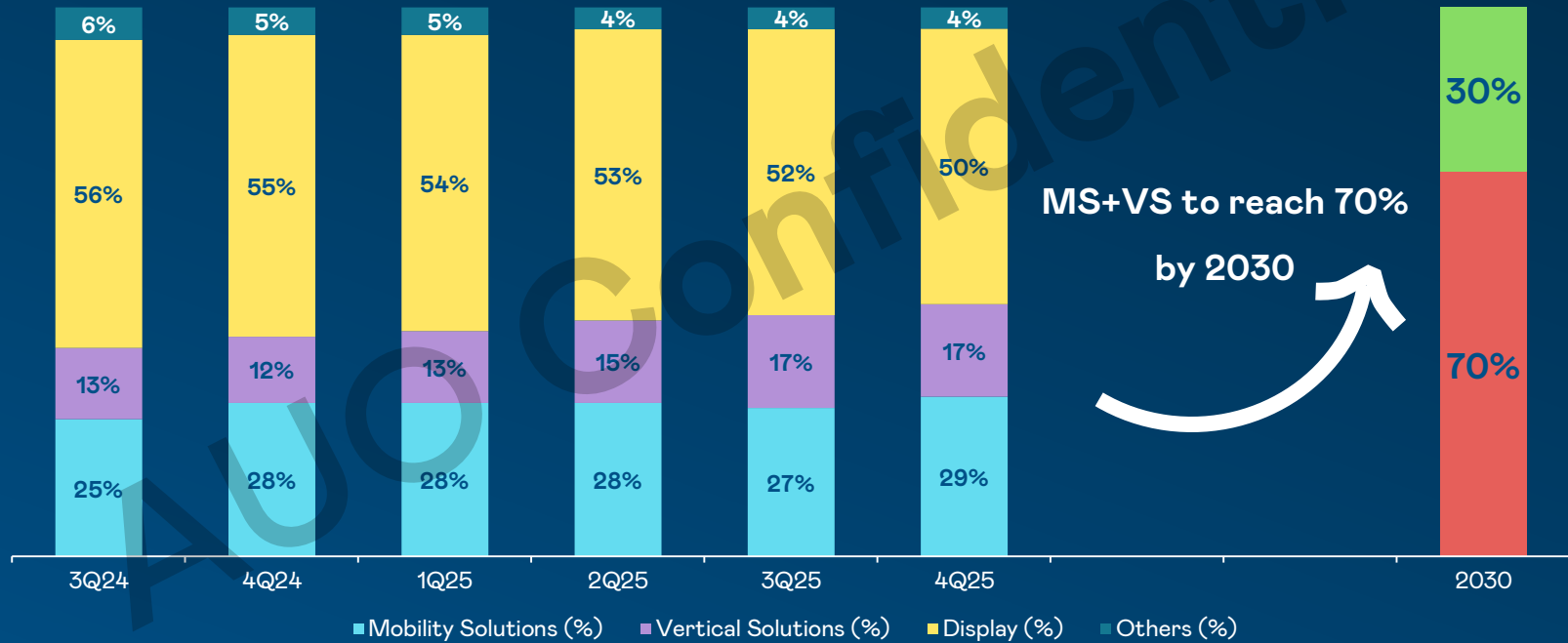
Gross Margin

Revenue

Gross Margin

AUO 30
YEARS

Sustained Profitable Solutions Provider



Micro LED Go-to-Market

Applied to Diverse Scenarios and Verticals

Smart Watch



Mass Production

Transparent Display



Mass Production

Large Size TV



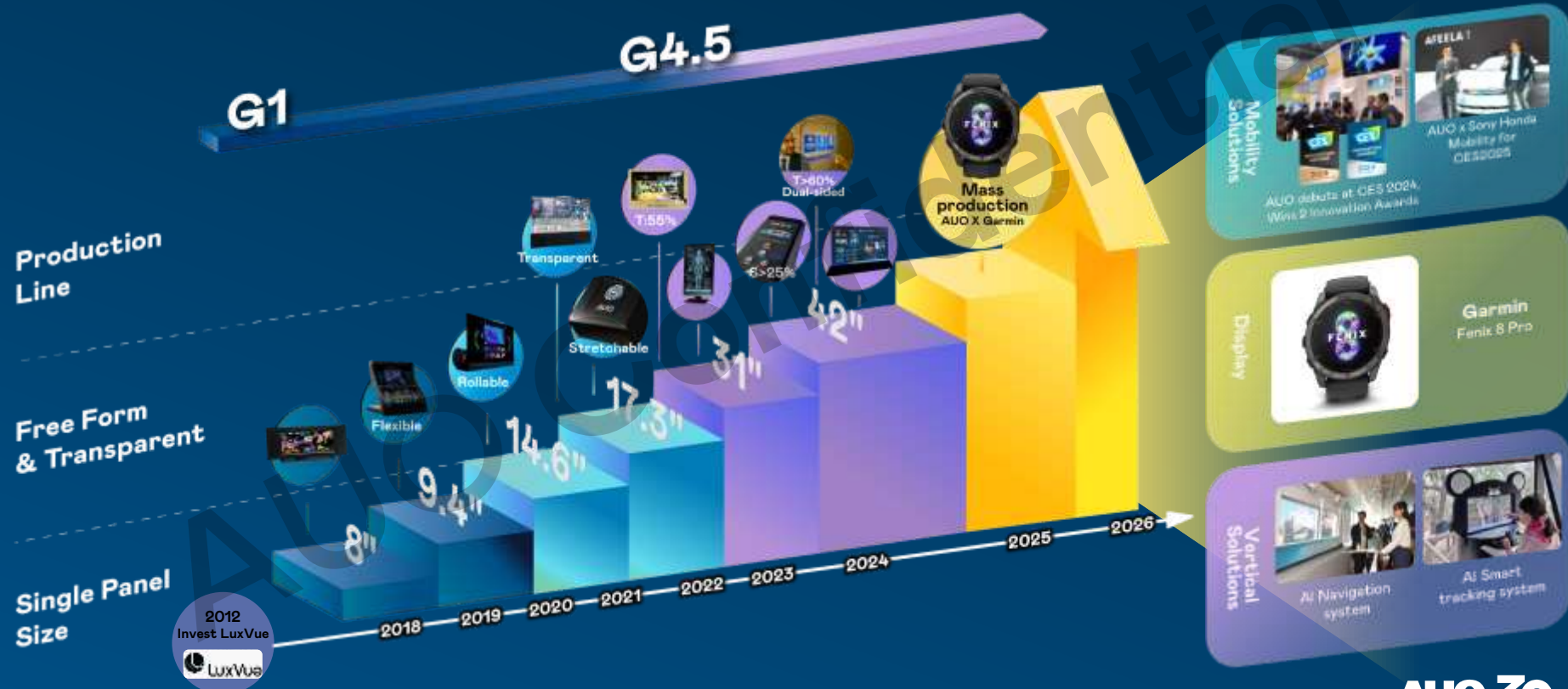
Mass Production

Automotive Display



2026/1H MP

Micro LED as a Scalable Technology Platform



AUO's Enabling Role in the AI-Driven Future

Edge AI

AR Glasses

Real-time AI-assisted
Visualization HMI



Pulse Detecting System

Edge AI inference for
healthcare




Cloud AI / Infrastructure



Micro LED CPO*
for AI Data Link &
Communication



LEO Antenna**
for Global AI
Connectivity



Vertical

Display

Mobility

Physical AI

AI AMR/Robot
AI-driven automation



Smart Cockpit

AI-Defined Vehicle
display/sensing & interaction



*CPO : Co-Packaged Optics
**LEO : Low Earth Orbit

Micro LED CPO : Power-Efficient Optical I/O for AI Data Center

Telecom

Nuclear Power Plant

AI server
rack

Cooling System




光進銅退

Micro LED CPO Module :
Inside AI server racks and between
racks, enabling high-speed optical
data transmission with better power
efficiency

Higher bandwidth density | Lower power per bit | Better thermal efficiency
Improved TCO (total cost ownership)

Micro LED CPO Optical Module

AUO's Strategic Position in Optical Interconnects



LEO Satellite Connectivity : Enabling Intelligence Everywhere

No Connectivity, No Intelligence | 無聯 不智



LEO Glass Antenna Module AUO's Glass-based Innovation

Innovation from Refining | 創新來自淬鍊


Antenna Patterns



- **Lightweight/Slim/Translucent**
- **Heatsink-free design**



Enabling AI Vision through Waveguide Optics for AR Glasses



光波導(Waveguide)

光機引擎 (Light Engine) :
Micro LED or LCoS

- Lightweight
- Nanoimprinting

Display Business

Sustainable Cash Generation

- Industry becomes more disciplined. Still sees TV size migration and IT replacement demand in 2026. Memory shortage brings uncertainties.
- Core business – LCD with the capability to provide Professional/ ESG/ Integration products
- Growth Engine – Micro LED go to market

Professional

5K 360Hz Curved
Gaming Display



AMLED
(Mini LED)

ESG

WW 1st LTPS 1Hz*



*Lowest power consumption based on current market info

Integration

Privacy Solutions



Touch Solutions



AUO 30
YEARS

AMSC at CES 2026



Mobility Solutions

One AMSC as a Growth Engine

- AMSC aim to grow at double-digit CAGR despite slow automotive vehicle and display market
- Core business – Display HMI with our comprehensive display tech platform and mechanical integration
- Growth engine – Smart Cockpit with great potential to grow and to create more value



From Panel to Smart Cockpit for AI-Defined Vehicle

System Integration

Value Creation > 10X

Smart Cockpit Solutions
Visual
+Compute
+Connectivity

Display HMI
(Tier 1 business)

Display Panel
(Tier 2 business)

1X

3~5X



LCD Display



Camera Behind Display



Mini LED Display



Micro LED Display



Display Innovation

AUO 30 YEARS

Vertical Solutions

Smart Verticals (ADP) and Green Solutions

- Core business – Display-centric Solutions and Green Solutions
 - Aim to be a global total solution provider with the ability to integrate H/W and S/W
- Growth engine – ESG + AI
 - ESG solutions from aecoPost, aecoTag and Hiraso
 - AI opportunities in diverse fields, also leveraging ADLINK's edge computing capability

Education & Enterprise



Smart Retail



Smart Healthcare



Intelligent Service



Green Energy



ADP at HealthCare Expo 2025

3D Microsurgical Imaging Solution



NaviFUS® Neuronavigation-guided Focused Ultrasound System



TCM Digital Detection Solution



Pulse Analysis



Tongue Image Capturing System



Eco-friendly Display Solutions

Requiring zero power to maintain a static image



Hiraso

Outdoor or Transportation
/ Wide Temperature Range



ePaper

Indoor / Lightweight/ Unplugged

AECOPOST



AECOTAG



Q&A

www.auo.com
ir@auo.com

友達光電股份有限公司及子公司

合併綜合損益表

民國一百一十四年第四季、第三季及民國一百一十三年第四季

(單位：百萬元新台幣(NTD)，每股盈餘及在外流通股數除外)

	114年第四季		114年第三季	113年第四季	季成長%	年成長%
	NTD	%	NTD	NTD		
銷貨淨額	70,142	100.0	69,908	68,692	0.3	2.1
營業成本	62,617	89.3	63,218	63,246	(1.0)	(1.0)
營業毛利(損)	7,525	10.7	6,690	5,446	12.5	38.2
營業費用	9,418	13.4	8,496	8,768	10.9	7.4
營業淨利(損)	(1,893)	(2.7)	(1,806)	(3,323)	(4.8)	43.0
營業外收入及支出合計	4,782	6.8	738	6,342	548.0	(24.6)
稅前淨利(損)	2,889	4.1	(1,068)	3,019	—	(4.3)
所得稅利益(費用)	34	0.0	(29)	(1,232)	—	—
本期淨利(損)	2,923	4.2	(1,098)	1,787	—	63.5
其他綜合損益	2,005	2.9	1,341	1,045	49.5	91.9
本期綜合損益總額	4,928	7.0	243	2,832	1,924.4	74.0
本期淨利(損)歸屬於：						
母公司業主	2,882	4.1	(1,280)	1,619	—	78.0
非控制權益	41	0.1	183	168	(77.7)	(75.8)
本期淨利(損)	2,923	4.2	(1,098)	1,787	—	63.5
本期綜合損益總額歸屬於：						
母公司業主	4,550	6.5	(87)	2,680	—	69.8
非控制權益	378	0.5	331	152	14.3	148.4
本期綜合損益總額	4,928	7.0	243	2,832	1,924.4	74.0
基本每股盈餘	0.38		(0.17)	0.21		
加權平均流動在外股數(百萬股)	7,547		7,547	7,668		

友達光電股份有限公司及子公司

合併綜合損益表

民國一百一十四年及一百一十三年一月一日至十二月三十一日

(單位：百萬元新台幣(NTD)，每股盈餘及在外流通股數除外)

	年度比較			
	114年度		113年度	
	NTD	%	NTD	年成長%
銷貨淨額	281,388	100.0	280,245	0.4
營業成本	249,033	88.5	256,029	(2.7)
營業毛利(損)	32,355	11.5	24,216	33.6
營業費用	33,410	11.9	32,682	2.2
營業淨利(損)	(1,056)	(0.4)	(8,466)	87.5
營業外收入及支出合計	9,496	3.4	7,861	20.8
稅前淨利(損)	8,441	3.0	(605)	—
所得稅利益(費用)	(1,452)	(0.5)	(2,340)	(37.9)
本期淨利(損)	6,989	2.5	(2,944)	—
其他綜合損益	(4,336)	(1.5)	4,154	—
本期綜合損益總額	2,653	0.9	1,210	119.3
本期淨利(損)歸屬於：				
母公司業主	6,843	2.4	(3,064)	—
非控制權益	145	0.1	120	21.2
本期淨利(損)	6,989	2.5	(2,944)	—
本期綜合損益總額歸屬於：				
母公司業主	2,312	0.8	929	149.0
非控制權益	341	0.1	281	21.1
本期綜合損益總額	2,653	0.9	1,210	119.3
基本每股盈餘	0.90		(0.40)	
加權平均流動在外股數(百萬股)	7,571		7,668	

友達光電股份有限公司及子公司
合併資產負債表
民國一百一十四年及一百一十三年十二月三十一日
(單位：百萬元新台幣(NTD))

資產	114.12.31		113.12.31		年成長	
	NTD	%	NTD	%	NTD	%
現金及約當現金	55,617	14.6	68,447	17.4	(12,830)	(18.7)
應收票據及帳款淨額	34,590	9.1	25,946	6.6	8,644	33.3
其他金融資產-流動	7,097	1.9	5,179	1.3	1,917	37.0
存貨淨額	36,213	9.5	33,811	8.6	2,402	7.1
其他流動資產	4,613	1.2	4,748	1.2	(135)	(2.8)
流動資產合計	138,129	36.2	138,131	35.2	(2)	0.0
長期投資	21,749	5.7	29,656	7.5	(7,906)	(26.7)
固定資產淨額	160,104	41.9	166,244	42.3	(6,140)	(3.7)
履行合約成本	11,002	2.9	9,292	2.4	1,710	18.4
使用權資產淨額	8,551	2.2	9,869	2.5	(1,318)	(13.4)
其他非流動資產	42,488	11.1	39,678	10.1	2,810	7.1
非流動資產合計	243,894	63.8	254,739	64.8	(10,845)	(4.3)
資產總計	382,023	100.0	392,869	100.0	(10,846)	(2.8)
負債						
短期借款	9,698	2.5	3,466	0.9	6,231	179.8
應付票據及帳款	52,338	13.7	54,136	13.8	(1,798)	(3.3)
一年內到期之長期負債	23,101	6.0	12,838	3.3	10,263	79.9
金融負債-流動	107	0.0	223	0.1	(116)	(52.2)
應付費用及其他流動負債	35,449	9.3	35,077	8.9	371	1.1
應付設備及工程款	2,836	0.7	3,572	0.9	(736)	(20.6)
流動負債合計	123,528	32.3	109,312	27.8	14,216	13.0
長期借款	76,256	20.0	102,021	26.0	(25,764)	(25.3)
其他非流動負債	18,399	4.8	21,764	5.5	(3,365)	(15.5)
非流動負債合計	94,655	24.8	123,784	31.5	(29,130)	(23.5)
負債總計	218,182	57.1	233,096	59.3	(14,914)	(6.4)
權益						
股本	75,471	19.8	76,679	19.5	(1,208)	(1.6)
資本公積	45,873	12.0	48,276	12.3	(2,403)	(5.0)
保留盈餘	34,863	9.1	28,699	7.3	6,164	21.5
其他權益	(4,208)	(1.1)	(356)	(0.1)	(3,852)	(1082.6)
非控制權益	11,841	3.1	6,475	1.6	5,366	82.9
權益總計	163,841	42.9	159,773	40.7	4,068	2.5
負債及權益總計	382,023	100.0	392,869	100.0	(10,846)	(2.8)

友達光電股份有限公司及子公司

合併現金流量表

民國一百一十四年及一百一十三年一月一日至十二月三十一日

(單位：百萬元新台幣(NTD))

	114年度	113年度
	NTD	NTD
營業活動之現金流量：		
本期稅前淨利(損)	8,441	(605)
折舊及攤銷	29,846	34,104
權益法認列之投資損益	258	(145)
營運資金變動	(17,565)	(3,586)
處分及報廢不動產、廠房及設備損失(利益)	(7,784)	(4,895)
其它變動	(2,066)	(1,728)
營業活動之淨現金流入(出)	11,129	23,146
投資活動之現金流量：		
取得按公允價值衡量之金融資產	(49)	(365)
處分按公允價值衡量之金融資產	289	72
取得按攤銷後成本衡量之金融資產	(543)	(671)
處分按攤銷後成本衡量之金融資產	795	629
處分採用權益法之投資	0	4,218
取得固定資產	(18,174)	(26,924)
預收款項增加-處分資產	0	402
對子公司之收購(扣除所取得之現金)	1,717	(13,083)
其它變動	10,542	2,633
投資活動之淨現金流入(出)	(5,423)	(33,089)
籌資活動之現金流量：		
短期借款增加(減少)	4,760	3,138
長期借款增加(減少)	(18,637)	(2,370)
償還可轉換公司債	0	(382)
租賃負債本金償還	(817)	(766)
庫藏股買回成本	(1,824)	0
資本公積配發現金	(2,300)	(6,901)
其它變動	(363)	(114)
籌資活動之淨現金流入(出)	(19,181)	(7,395)
匯率影響數	646	1,815
本期現金及約當現金增加(減少)數	(12,830)	(15,523)
期初現金及約當現金餘額	68,447	83,969
期末現金及約當現金餘額	55,617	68,447

Tap Into The Possibilities